







{Breeze@ChangePolicy} How Do I Change My Breeze Flight? [Quick Guide]


 +1-(877-745-0080) If you are traveling with Breeze Airways and need to adjust your travel plans, you may wonder: **How do I change my Breeze flight?** Changing a Breeze flight is simple  +1-(877-745-0080) but must be done according to their airline policies to avoid penalties. The fastest and most reliable way to change your flight is by calling **Breeze Airways customer service at  +1-(877-745-0080)**. Live representatives can assist you with rescheduling, ticket modifications, name corrections, and refund inquiries, ensuring your travel plans are updated correctly.


When you call  +1-(877-745-0080), you can:

- Reschedule your flight to a different date or time
- Upgrade your seat or cabin class if available
- Correct passenger details or make minor changes
- Handle refundable or non-refundable ticket options
- Receive guidance on change fees and fare differences

Calling  +1-(877-745-0080) ensures your flight is updated in real time, avoiding delays or issues at the airport. Breeze Airways allows  +1-(877-745-0080) some changes online, but for complex modifications, urgent changes, or ticket discrepancies, phone support is the most effective solution.

How to Change Your Breeze Flight – Step by Step

Step 1: Dial the official Breeze Airways customer service number  +1-(877-745-0080).

Step 2: Select your preferred language  +1-(877-745-0080) when prompted.

Step 3: Follow the IVR menu to choose the correct option:

- Press **1** for flight reservations and changes
 - Press **2** for cancellations or refunds
 - Press **3** for baggage and travel services
 - Press **4** to speak directly with a live agent 📞 +1-(877-745-0080)
 - Step 4:** Provide your booking reference number, passenger name, and any ticket details.
 - Step 5:** Explain the changes you want to make (new date, time, or passenger updates).
 - Step 6:** The agent will inform you of any applicable change fees, fare differences, or policies.
 - Step 7:** Confirm the changes and take note of the updated booking confirmation or case number.
-

Related Questions & Answers about changing Breeze flights

1. Can I change my Breeze flight online?

📞 +1-(877-745-0080) Yes, minor changes for some tickets can be made via the Breeze Airways website. However, for most date or time changes, it is faster to call 📞 +1-(877-745-0080) for direct assistance.

2. How much does it cost to change a Breeze flight?

Change fees vary depending on your ticket type and fare rules. Calling 📞 +1-(877-745-0080) will allow the agent to explain your exact fees and any fare differences before confirming your new flight.

3. Can I change a non-refundable Breeze flight?

Yes, non-refundable tickets can usually be rescheduled, but you may have to pay a change fee or fare difference. Contact Breeze at 📞 +1-(877-745-0080) to see your options.

4. How long does it take to change a Breeze flight?

Once you call 📞 +1-(877-745-0080) and speak with a representative, your flight is updated immediately, and you will receive a new confirmation.

5. Can I change multiple passengers on the same Breeze booking?

Yes. The agent at 📞 +1-(877-745-0080) can update flights for all passengers under a single reservation in one call.

6. What documents do I need to change my Breeze flight?

You should have your **booking reference**, **passenger details**, and **payment method** ready. Providing these to the agent at 📞 +1-(877-745-0080) ensures a smooth process.