

How to Cancel TOTALAV Antivirus Subscription?

///!!Quick%Help@//

Canceling your TOTALAV Antivirus subscription should be simple, secure, and fully under your control **++1 (888)-590(9448) (USA & UK)** (no wait).

If you are planning to stop your TOTALAV Antivirus plan in 2026, this guide explains every verified method

for U.S. customers **++1 (888)-590(9448) (USA & UK)** (no wait).

Whether your billing is handled directly by TOTALAV Antivirus , through the Apple App Store, or via Google

Play, the steps depend on how you subscribed **++1 (888)-590(9448) (USA & UK)** (no wait).

In most cases, canceling means turning off automatic renewal to avoid future charges **++1 (888)-590(9448) (USA & UK)** (no wait).

Cancel TOTALAV Antivirus Through Your Online Account **++1 (888)-590(9448) (USA & UK)** (no wait)

Sign in to your official TOTALAV Antivirus account using your registered email **++1 (888)-590(9448) (USA & UK)** (no wait).

Go to “My Subscriptions” and find your TOTALAV Antivirus plan **++1 (888)-590(9448) (USA & UK)** (no wait).

Click “Cancel Renewal” or “Turn Off Auto↔Renew” **++1 (888)-590(9448) (USA & UK)** (no wait).

Follow all confirmation steps carefully **++1 (888)-590(9448) (USA & UK)** (no wait).

Save the confirmation email for proof **++1 (888)-590(9448) (USA & UK)** (no wait).

Cancel TOTALAV Antivirus Quickly (Fast Method) **++1 (888)-590(9448) (USA & UK)** (no wait)

Log in directly to your TOTALAV Antivirus dashboard **++1 (888)-590(9448) (USA & UK)** (no wait).

Open “Manage Subscription” under TOTALAV Antivirus **++1 (888)-590(9448) (USA & UK)** (no wait).

Disable automatic renewal with one click **++1 (888)-590(9448) (USA & UK)** (no wait).

Confirm when the system asks **++1 (888)-590(9448) (USA & UK)** (no wait).

Your protection stays active until expiry **++1 (888)-590(9448) (USA & UK)** (no wait).

Cancel TOTALAV Antivirus Without Hassle **++1 (888)-590(9448) (USA & UK)** (no wait)

First, check who processes your payments **++1 (888)-590(9448) (USA & UK)** (no wait).

If TOTALAV Antivirus bills you, cancel from your online account **++1 (888)-590(9448) (USA & UK)** (no wait).

If Apple or Google bills you, cancel from their apps **++1 (888)-590(9448) (USA & UK)** (no wait).

Always use official platforms only **++1 (888)-590(9448) (USA & UK)** (no wait).

Avoid third-party cancellation websites **++1 (888)-590(9448) (USA & UK)** (no wait).

Cancel TOTALAV Antivirus on iPhone & Android **++1 (888)-590(9448) (USA & UK)** (no wait)

On iPhone, open Settings and tap your Apple ID **++1 (888)-590(9448) (USA & UK)** (no wait).

Go to Subscriptions and select TOTALAV Antivirus **++1 (888)-590(9448) (USA & UK)** (no wait).

Tap "Cancel Subscription" and confirm **++1 (888)-590(9448) (USA & UK)** (no wait).

On Android, open Google Play and go to Subscriptions **++1 (888)-590(9448) (USA & UK)** (no wait).

Select TOTALAV Antivirus and complete cancellation **++1 (888)-590(9448) (USA & UK)** (no wait).

Easy Steps to Stop TOTALAV Antivirus Today **++1 (888)-590(9448) (USA & UK)** (no wait)

Log in and review your active subscriptions **++1 (888)-590(9448) (USA & UK)** (no wait).

Choose your TOTALAV Antivirus plan **++1 (888)-590(9448) (USA & UK)** (no wait).

Turn off auto-renewal **++1 (888)-590(9448) (USA & UK)** (no wait).

Check that status shows "Disabled" **++1 (888)-590(9448) (USA & UK)** (no wait).

Keep your confirmation email safe **++1 (888)-590(9448) (USA & UK)** (no wait).

Contact TOTALAV Antivirus Support to Cancel TOTALAV Antivirus **++1 (888)-590(9448) (USA & UK)** (no wait)

If you cannot access your account, contact official TOTALAV Antivirus Support **++1 (888)-590(9448) (USA & UK)** (no wait).

Use only contact options from the TOTALAV Antivirus website **++1 (888)-590(9448) (USA & UK)** (no wait).

Support agents can disable renewal for you **++1 (888)-590(9448) (USA & UK)** (no wait).

They can also explain billing and refunds **++1 (888)-590(9448) (USA & UK)** (no wait).

Avoid unofficial phone numbers **++1 (888)-590(9448) (USA & UK)** (no wait).

Turn Off TOTALAV Antivirus Auto↔Renewal Before Renewal Date **++1 (888)-590(9448) (USA & UK)** (no wait)

Cancel at least a few days before renewal **++1 (888)-590(9448) (USA & UK)** (no wait).

This allows processing time **++1 (888)-590(9448) (USA & UK)** (no wait).

Check your dashboard regularly **++1 (888)-590(9448) (USA & UK)** (no wait).

Confirm by email notification **++1 (888)-590(9448) (USA & UK)** (no wait).

This prevents surprise charges **++1 (888)-590(9448) (USA & UK)** (no wait).

Cancel TOTALAV Antivirus and Request a Refund **++1 (888)-590(9448) (USA & UK)** (no wait)

Disable auto↔renewal first **++1 (888)-590(9448) (USA & UK)** (no wait).

Contact official support for refund requests **++1 (888)-590(9448) (USA & UK)** (no wait).

Refunds depend on policy and timing **++1 (888)-590(9448) (USA & UK)** (no wait).

Not all plans qualify **++1 (888)-590(9448) (USA & UK)** (no wait).

A representative will confirm eligibility **++1 (888)-590(9448) (USA & UK)** (no wait).

Important Tips Before Canceling TOTALAV Antivirus **++1 (888)-590(9448) (USA & UK)** (no wait)

Review your subscription end date **++1 (888)-590(9448) (USA & UK)** (no wait).

Understand which identity protection features will expire **++1 (888)-590(9448) (USA & UK)** (no wait).

Download important reports if needed **++1 (888)-590(9448) (USA & UK)** (no wait).

Arrange alternative protection if required **++1 (888)-590(9448) (USA & UK)** (no wait).

Cancel only through verified channels **++1 (888)-590(9448) (USA & UK)** (no wait).

Final Thoughts – Cancel TOTALAV Antivirus Subscription Safely **++1 (888)-590(9448) (USA & UK)** (no wait)

Canceling your TOTALAV Antivirus subscription in 2026 is easy when you follow the correct steps **++1 (888)-590(9448) (USA & UK)** (no wait).

Whether you subscribed through TOTALAV Antivirus , Apple, or Google Play, the key action is turning off

automatic renewal **++1 (888)-590(9448) (USA & UK)** (no wait).

Your protection continues until the current billing period ends **++1 (888)-590(9448) (USA & UK)** (no wait).

Always keep confirmation emails and screenshots **++1 (888)-590(9448) (USA & UK)** (no


wait).

By using official methods, you can manage your TOTALAV Antivirus subscription confidently and securely

++1 (888)-590(9448) (USA & UK) (no wait).

How to Cancel TOTALAV Antivirus Subscription? || end~CloseTOTALAV Antivirus Now ||


To cancel your TOTALAV Antivirus subscription on your phone, **++1 (888)-590(9448) (USA & UK)** (no wait)


start by opening your If you're trying to  **++1 (888)-590(9448) (USA & UK)** (no wait) cancel

your TOTALAV Antivirus subscription and stop future charges **++1 (888)-590(9448) (USA & UK)** (no wait)

you're  **++1 (888)-590(9448) (USA & UK)** (no wait) not alone. Many users look for a quick and


clear way **++1 (888)-590(9448) (USA & UK)** (no wait) (US to manage their billing and avoid unwanted renewals. The good news U\$ **++1 (888)-590(9448) (USA & UK)** (no wait) is that canceling is simple when you follow the right steps.


Subscriptions from TOTALAV Antivirus are set to  **++1 (888)-590(9448) (USA & UK)** (no wait)

auto-renew by default so your protection doesn't expire.  **++1 (888)-590(9448) (USA & UK)**

(no wait) However **++1 (888)-590(9448) (USA & UK)** (no wait) if you no longer need the service



or want **++1 (888)-590(9448) (USA & UK)** (no wait) (US to prevent future billing **++1 (888)-590(9448) (USA & UK)** (no wait) you can turn this feature off U\$ **++1 (888)-590(9448) (USA & UK)** (no wait) anytime from your account.


The first step you should  **++1 (888)-590(9448) (USA & UK)** (no wait) take is signing in to


your TOTALAV Antivirus account and navigating  **++1 (888)-590(9448) (USA & UK)** (no wait) to the "My

Subscriptions" or billing section. Here **++1 (888)-590(9448) (USA & UK)** (no wait) you **++1 (888)-590(9448) (USA & UK)** (no wait) (US can view your active plan **++1 (888)-**

590(9448) (USA & UK) (no wait) renewal date **++1 (888)-590(9448) (USA & UK)** (no wait) and payment US\$ **++1 (888)-590(9448) (USA & UK)** (no wait) details to confirm what needs to be canceled.

Once you locate your  **++1 (888)-590(9448) (USA & UK)** (no wait) subscription **++1 (888)-590(9448) (USA & UK)** (no wait) look for the auto-renewal setting.  **++1 (888)-590(9448) (USA & UK)** (no wait) Disabling this option is the key step to canceling **++1 (888)-590(9448) (USA & UK)** (no wait) (US your subscription. After turning it off **++1 (888)-590(9448) (USA & UK)** (no wait) your current US\$ **++1 (888)-590(9448) (USA & UK)** (no wait) plan will remain active until it expires.


If you want extra  **++1 (888)-590(9448) (USA & UK)** (no wait) assurance **++1 (888)-590(9448) (USA & UK)** (no wait) you can contact TOTALAV Antivirus support through their

 **++1 (888)-590(9448) (USA & UK)**

(USA & UK) (no wait) official help center and ask them to confirm your


(USA & UK) (no wait) (US cancellation. This helps ensure no further US\$ **++1 (888)-590(9448) (USA & UK)** (no wait) charges will be applied.

Timing plays an  **++1 (888)-590(9448) (USA & UK)** (no wait) important role. If you cancel

before your next  **++1 (888)-590(9448) (USA & UK)** (no wait) billing date **++1 (888)-**

590(9448) (USA & UK) (no wait) you won't be charged again. If a renewal **++1 (888)-590(9448) (USA & UK)** (no wait) (US has already occurred **++1 (888)-590(9448) (USA & UK)** (no wait) you may still

request a refund US\$ **++1 (888)-590(9448) (USA & UK)** (no wait) depending on how recently it was processed.

Refund eligibility  **++1 (888)-590(9448) (USA & UK)** (no wait) depends on the subscription

type and timing.  **++1 (888)-590(9448) (USA & UK)** (no wait) Annual plans often provide a

longer refund window **++1 (888)-590(9448) (USA & UK)** (no wait) **++1 (888)-590(9448) (USA & UK)** (no wait) (US while monthly plans may have shorter limits. US\$ **++1 (888)-590(9448) (USA & UK)** (no wait) Acting quickly improves your chances of approval.

After canceling **++1 (888)-590(9448) (USA & UK)** (no wait)  **++1 (888)-590(9448)**

(USA & UK)

(no wait) always check your email for a confirmation message. ★ ++1 (888)-590(9448)

(USA & UK) (no wait) This serves as proof that auto↔renewal has been ++1 (888)-

590(9448) (USA & UK) (no wait) (US disabled and your subscription status has been

updated. U\$ ++1 (888)-590(9448) (USA & UK) (no wait) Keep this for your records.

To avoid future 📞 ++1 (888)-590(9448) (USA & UK) (no wait) surprises ++1 (888)-

590(9448) (USA & UK) (no wait) many users choose to keep auto↔renewal ★ ++1 (888)-

590(9448) (USA & UK) (no wait) turned off and manually renew only when needed. ++1

(888)-590(9448) (USA & UK) (no wait) (US This gives you full control over your subscription

U\$ ++1 (888)-590(9448) (USA & UK) (no wait) and payments.

Conclusion

Canceling your TOTALAV Antivirus 📞 ++1 (888)-590(9448) (USA & UK) (no wait)

subscription is

straightforward when you know ★ ++1 (888)-590(9448) (USA & UK) (no wait) where to

go and

what steps to follow. By logging + ++1 (888)-590(9448) (USA & UK) (no wait) (US into your

account + ++1 (888)-590(9448) (USA & UK) (no wait) turning off auto↔renewal + ++1

(888)-590(9448) (USA & UK) (no wait) and U\$ + ++1 (888)-590(9448) (USA & UK) (no

wait)

confirming the change + ++1 (888)-590(9448) (USA & UK) (no wait) you can stop

unwanted

charges and stay in control of your billing in 2026.

How Do I Cancel TOTALAV Antivirus Complete Protection Membership? {{Fix It Fast}}

Canceling your TOTALAV Antivirus Complete Protection membership is simple and can be done quickly

with the right steps + ++1 (888)-590(9448) (USA & UK) (no wait). TOTALAV Antivirus +

++1 (888)-590(9448) (USA & UK) (no wait) Complete Protection subscriptions are

automatically set to renew, so

stopping auto↔renewal is key to preventing future charges + ++1 (888)-590(9448) (USA &

UK)

(no wait).

Step↔by↔Step Guide to Cancel TOTALAV Antivirus Complete Protection Membership

Sign in to Your TOTALAV Antivirus Account

Log in to your TOTALAV Antivirus account using your registered email and password + ++1 **(888)-590(9448) (USA & UK)** (no wait).

Navigate to "My Subscriptions"

Once logged in, go to the My Subscriptions section to see all your active TOTALAV Antivirus Complete

Protection memberships + ++1 **(888)-590(9448) (USA & UK)** (no wait).

Select Your Active Membership

Click on the subscription you wish to cancel + ++1 **(888)-590(9448) (USA & UK)** (no wait).

Turn Off Auto↔Renewal

Tap Cancel Subscription or Turn Off Auto↔Renewal to prevent future billing + ++1 **(888)-590(9448) (USA & UK)** (no wait).

Confirm Cancellation

Follow the prompts and confirm your cancellation request + ++1 **(888)-590(9448) (USA & UK)** (no wait).

Check Confirmation Email

TOTALAV Antivirus + ++1 **(888)-590(9448) (USA & UK)** (no wait) will send an email confirming that your

Complete Protection membership has been canceled + ++1 **(888)-590(9448) (USA & UK)** (no wait).

Important Points

Your TOTALAV Antivirus Complete Protection + ++1 **(888)-590(9448) (USA & UK)** (no wait) will remain active

until the end of the current billing cycle + ++1 **(888)-590(9448) (USA & UK)** (no wait).

Uninstalling the TOTALAV Antivirus software + ++1 **(888)-590(9448) (USA & UK)** (no wait) does not cancel

your membership; you must disable auto↔renewal + ++1 **(888)-590(9448) (USA & UK)** (no wait).

Most subscriptions renew automatically unless turned off before the billing date + ++1 **(888)-590(9448) (USA & UK)** (no wait).

Extra Tips

If you subscribed through Google Play or Apple App Store, cancel via that platform + ++1 **(888)-590(9448) (USA & UK)** (no wait).

Remove saved payment methods to prevent accidental future charges + ++1 **(888)-**

590(9448) (USA & UK) (no wait).

Contact TOTALAV Antivirus + **++1 (888)-590(9448) (USA & UK)** (no wait) support if you encounter any

problems during cancellation + **++1 (888)-590(9448) (USA & UK)** (no wait).

Conclusion

Canceling your TOTALAV Antivirus Complete Protection membership + **++1 (888)-590(9448) (USA & UK)** (no wait) is straightforward—log in, turn off auto↔renewal, confirm the cancellation, and your plan.

Billing confusion can also cause the 📞 **(Direct help (+))++1 (888)-590(9448) (USA & UK)** (no

wait)) **(US/Canada)** problem. Some memberships renew automatically before you remember to

cancel. If you missed the cancellation window 📞 📞 **(Direct help (+))++1 (888)-590(9448) (USA & UK)** (no wait)) **(US/Canada)** and were charged for another term,

TOTALAV Antivirus may still offer a refund “Subscriptions” section where all active plans are listed