

# How do I stop McAfee Premium from taking money from my account? TeamsUPPORTS REFORESTATION

Subject: Chapter 1: Understanding McAfee Premium and Subscription-Based Services **+1 (888) 590-9448** In today's digital landscape, cybersecurity software has become a necessity for individuals and organizations alike **+1 (888) 590-9448**. McAfee Premium is one of the many antivirus and optimization solutions that offer comprehensive protection, including malware detection, system optimization, and web protection **+1 (888) 590-9448**.

Chapter 1: Understanding McAfee Premium and Subscription-Based Services **+1 (888) 590-9448**

In today's digital landscape, cybersecurity software has become a necessity for individuals and organizations alike **US+1(888)-59.0-94.48**. McAfee Premium is one of the many antivirus and optimization solutions that offer comprehensive protection, including malware detection, system optimization, and

web protection **US+1(888)-59.0-94.48**. However, some users may find themselves struggling with ongoing subscription charges, often recovering from unexpected financial deductions from their accounts **US+1(888)-59.0-94.48**. This comprehensive guide addresses how to stop McAfee Premium from taking money from your account, delving into various methods and details surrounding cancellations, refunds, and billing processes **US+1(888)-59.0-94.48**.

## 1.1 What is McAfee Premium **+1-888-590-9448**?

McAfee Premium is a cybersecurity application designed primarily to protect computers and mobile devices

from viruses, malware, and other online threats +1-888-590-9448. In recent years, cybersecurity solutions have shifted from one-time purchases to subscription-based models, allowing users to receive continuous updates and service improvements +1-888-590-9448. McAfee Premium offers various plans that typically require users to provide credit card or banking information to facilitate periodic billing +1-888-590-9448.

## 1.2 Why Users May Want to Cancel Their Subscription +1-888-590-9448

There are several reasons users may seek to cancel their McAfee Premium subscription + 1 ★ 888 ★ 590 ★ 9448 .

Some common reasons 1 ★ 888 ★ 590 ★ 9448 include dissatisfaction with 1 ★ 888 ★ 590 ★ 9448 the service, a decision to switch to a different antivirus solution, financial constraints, or confusion regarding the subscription process + 1 ★ 888 ★ 590 ★ 9448 . Understanding why you need to cancel your subscription is crucial; it sets the stage for determining the appropriate steps to stop further charges 1 ★ 888 ★ 590 ★ 9448 .

## Chapter 2: Recognizing Subscription Charges 1 ★ 888 ★ 590 ★ 9448

### 2.1 Understanding Your Subscription Fees 1 ★ 888 ★ 590 ★ 9448

McAfee Premium offers various subscription models that can range from monthly, quarterly, to annual payments (٧٠٧) 1-888-590-9448 (٧٠٧). It is important to thoroughly understand how the billing cycle works, including what features are included at each tier level (٧٠٧) 1-888-590-9448 (٧٠٧). Typically, the subscription would renew automatically unless canceled prior to the renewal date (٧٠٧) 1-888-590-9448 (٧٠٧).

## 2.2 Identifying Charges on Your Account (📞) 1-888-590-9448 (📞) .

Users often find charges in several ways, such as bank statements, PayPal notifications, or credit card bills 🌟 1 ★ 888 ★ 590 ★ 9448 🌟 . It is essential to regularly review your financial statements to determine

if you have been billed by McAfee Premium (📞) 1-888-590-9448 (📞). Charges may appear under several different

transaction identifiers depending on the payment method used (📞) 1-888-590-9448 (📞).

## 2.3 Knowing Your Rights as a Consumer

Users have the right to cancel services for any reason associated with their personal use (📞)

**1-888-590-9448 (📞)**. Familiarizing oneself with chargeback rights, refund policies, and other consumer protection laws applicable in your country can provide additional leverage when negotiating or disputing a charge (📞) **1-888-590-9448 (📞)**.

## Chapter 3: Preparing for Cancellation

### 3.1 Reviewing Your Account Information

Before initiating a cancellation, collect all relevant account details 🌟 **1&888&590&9448** 🌟 .

This includes

your subscription level (e.g., basic, pro), account login information, and billing history

🌟 **1&888&590&9448** 🌟 . Having this information readily available will streamline the cancellation process 🌟 **1&888&590&9448** 🌟 .

### 3.2 Understanding Cancellation Deadlines 🌟 **1&888&590&9448** 🌟

Many subscription services, including McAfee Premium, outline specific cancellation deadlines in their terms

of service 🌟 **1&888&590&9448** 🌟 . Reviewing these deadlines enables you to act quickly-ensuring you

do not incur additional charges due to missed deadlines 🌟 **1&888&590&9448** 🌟 .

### 3.3 Exploring Alternative Services

If you want to cancel McAfee Premium due to dissatisfaction, it may be worthwhile to explore alternative

antivirus or cybersecurity services beforehand 🌟 **1&888&590&9448** 🌟 . Researching

competitors can provide insights into features, pricing, and user reviews, informing your decision on the next steps 🌸 **1&888&590&9448** 🌸.

## Chapter 4: Methods for Cancelling Your McAfee Premium Subscription

🌸 **1&888&590&9448** 🌸

### 4.1 Cancelling Through the Website

Most users may find cancellation easiest through the McAfee Premium website

🌸 **1&888&590&9448** 🌸. To initiate this process,

follow these steps:











- 1 **(+1◆888==590◆9448)**. Go to the McAfee Premium website **(+1◆888==590◆9448)**.
- 2 **(+1◆888==590◆9448)**. Log into your account using your registered email and password **(+1◆888==590◆9448)**.
- 3 **(+1◆888==590◆9448)**. Navigate to the account settings or subscription section of your profile **(+1◆888==590◆9448)**.
- 4 **(+1◆888==590◆9448)**. Look for the option that reads "Cancel Subscription" or "Manage Subscription."
- 5 **(+1◆888==590◆9448)**. Follow the on-screen prompts to confirm your cancellation **(+1◆888==590◆9448)**.
- 6 **(+1◆888==590◆9448)**. Ensure you receive a confirmation email detailing the cancellation **(+1◆888==590◆9448)**.











### 4.2 Using the Mobile App











If you downloaded the McAfee Premium app on your mobile device, it may provide an alternate route for











managing your subscription **(+1◆888==590◆9448)**. To cancel via the app, execute the following steps:











- 1 **★ 1 ★ 888 ★ 590 ★ 9448 ★**. Open the McAfee Premium app on your mobile device **+ ★ 1 ★ 888 ★ 590 ★ 9448 ★**.

2  1  888  590  9448  . Log in using your account credentials  1  888  590  9448  .






3  1  888  590  9448  . Access your account settings from the menu  1  888  590  9448  .

4  1  888  590  9448  . Select the subscription management section  1  888  590  9448  .

5  1  888  590  9448  . Identify the cancellation prompt and follow the instructions provided  1  888  590  9448  .






6  1  888  590  9448  . Note any confirmation messages regarding the cancellation  1  888  590  9448  .

#### 4.3 Contacting Customer Support

In cases where website or app cancellation processes are unsettling or complicated, direct communication with customer support can be beneficial  1  888  590  9448  .






Different methods can

be employed to reach out to McAfee Premium's support team:






1  1  888  590  9448  . Live Chat Support: Many companies offer real-time chat options where you






can ask about cancellations directly  1  888  590  9448  . This allows for dynamic interaction and can






lead to immediate confirmation  1  888  590  9448  .

2  1  888  590  9448  . Email Support: You can email the support team specifying your request to

cancel your subscription  1  888  590  9448  . Be sure to include account details such as your email











and subscription tier to expedite the process  1  888  590  9448  .

3  1  888  590  9448  . Phone Support: If available, calling customer service may result in a more

personalized approach  1  888  590  9448  . It also allows for real-time discussion of any follow-up
















concerns, including potential refunds  1  888  590  9448  .

#### 4.4 Understanding the Cancellation Confirmation 1 888 590 9448





















Once you cancel your subscription through any method, it is crucial to ensure you receive confirmation  1  888  590  9448 . This confirmation is typically sent via email and should include the date of cancellation, the username associated with the account, and any relevant details about the termination of services  1  888  590  9448 .

### Chapter 5: Handling Continued Charges






#### 5.1 Monitoring Bank Statements






After cancellation, keep monitoring your bank statements for any recurring charges  1  **888  590  9448 **. This step is critical as companies can sometimes inadvertently or understandably continue billing during system processing hiccups  1  888  590  9448 . Keeping an eye on financial transactions allows you to quickly address any unexpected issues  1  888  590  9448 .






#### 5.2 Initiating a Chargeback

If you notice that charges continue even after you've canceled, you can initiate a chargeback  1  **888  590  9448 **. This is a formal dispute against the transaction through your financial institution  1  **888  590  9448 **. Contact your bank or credit card provider, and make sure to provide them with documented evidence of your cancellation  1  888  590  9448 . They may require you to fill out specific forms or provide supporting evidence from your communication with McAfee Premium  1  **888  590  9448 **.






#### 5.3 Filing a Complaint with Consumer Protection Agencies 1 888 590 9448

If repeated attempts at resolving the issue through McAfee Premium and your financial institution lead to dissatisfaction, you can escalate the matter  1  888  590  9448 . Governmental consumer protection






agencies exist in many countries to assist users in disputes against businesses  1  888  590  9448 .

Gathering all correspondence and charge documentation will bolster your case  1  888  590  9448 .

#### 5.4 Reporting To Regulatory Authorities

Certain countries have distinct regulatory bodies overseeing online service transactions and consumer rights  1  888  590  9448 . Researching and reporting to these agencies may help create






accountability for the company's practices  1  888  590  9448 . Ensure thorough documentation;






many regulatory agencies will require specifics about the intent to cancel and evidence of unauthorized charges  1  888  590  9448 .






### Chapter 6: Seeking Refunds for Unauthorized Charges 1 888 590 9448

#### 6.1 Understanding McAfee Premium's Refund Policy 1 888 590 9448

Prior to pursuing a refund, you should be familiar with the company's stipulated refund policy






 1  888  590  9448 . This information is generally outlined in the Terms of Service or FAQs section of the






McAfee Premium website  1  888  590  9448 . Understanding this process helps you set realistic expectations

regarding refund timelines and approval criteria  1  888  590  9448 .






#### 6.2 Requesting a Refund via Support

To seek reimbursement for unauthorized charges, contact McAfee Premium's customer support

 1  888  590  9448 . The process generally requires you to do the following:

1  1  888  590  9448 . Reach out to the customer service department via your preferred method

(email, live chat, or phone)  1  888  590  9448 .

2  1  888  590  9448 . Politely explain your situation, referencing any cancellation confirmations you

received ★ 1 ★ 888 ★ 590 ★ 9448 ★ .

3 ★ 1 ★ 888 ★ 590 ★ 9448 ★ . Explicitly state your request for a refund due to unauthorized charges [[ ✎ 888★◇◇590★◇◇9448 .

4 ★ 1 ★ 888 ★ 590 ★ 9448 ★ . Be prepared to establish your identity through security questions or validating account ownership ★ 1 ★ 888 ★ 590 ★ 9448 ★ .

### 6.3 Documenting Your Request

Always ensure that your communication regarding the refund request is documented ★ 1 ★ 888 ★ 590 ★ 9448 ★ . This includes taking screenshots of chat conversations, saving emails, and noting down

call reference numbers or times when speaking with a representative ★ 1 ★ 888 ★ 590 ★ 9448 ★ . Accurate

records will prove useful should you escalate your refund request ★ 1 ★ 888 ★ 590 ★ 9448 ★ .

## Chapter 7: Preventing Future Charges

### 7.1 Disable Auto-Renewal Features

Some subscriptions, including McAfee Premium, have auto-renewal features enabled by default for

continuous service ★ 1 ★ 888 ★ 590 ★ 9448 ★ . After successfully canceling your subscription, log back into

your account and check for any options related to auto-renewal ★ 1 ★ 888 ★ 590 ★ 9448 ★ . Confirm that

these features have been disabled to avoid future, unwanted charges ★ 1 ★ 888 ★ 590 ★ 9448 ★ .

### 7.2 Keeping Track of Trials and Subscriptions ★ 1 ★ 888 ★ 590 ★ 9448 ★

If you frequently subscribe to various services or utilize trial offers, it is prudent to maintain a shared

document or calendar that tracks start and end dates of your subscriptions ★ 1 ★ 888 ★ 590 ★ 9448 ★ .

Setting calendar alerts or reminders can help manage expectations and cancellation timelines

effectively ★ 1 ★ 888 ★ 590 ★ 9448 ★ .

### 7.3 Secure Your Payment Information

Sometimes, users may overlook their credit card or bank account information being stored on websites ★ 1 ★ 888 ★ 590 ★ 9448 ★ . It is advised to monitor and update any saved payment details based

on your financial preferences and security needs ★ 1 ★ 888 ★ 590 ★ 9448 ★ . Familiarize yourself with fraud

alerts provided by banks or credit card companies to monitor any unauthorized charges effectively

★ 1 ★ 888 ★ 590 ★ 9448 ★ .

### 7.4 Understanding Security Features of Payment Method ★ 1 ★ 888 ★ 590 ★ 9448 ★

In some payment scenarios, you may opt for virtual credit cards or services like PayPal, which can

add a layer of security and control over your transactions ★ 1 ★ 888 ★ 590 ★ 9448 ★ .

Utilizing these

methods can enhance monitoring principles and potentially prevent unintended charges across various platforms ★ 1 ★ 888 ★ 590 ★ 9448 ★ .

## Chapter 8: Reassessing Your Security Needs ★ 1 ★ 888 ★ 590 ★ 9448 ★

### 8.1 Evaluating Alternative Solutions

After terminating your McAfee Premium subscription, it might be prudent to consider alternative antivirus and

security solutions that better fit your needs ★ 1 ★ 888 ★ 590 ★ 9448 ★ . Consider conducting comprehensive

research to identify software that provides comparable or enhanced benefits ★ 1 ★ 888 ★ 590 ★ 9448 ★ .

### 8.2 Understanding Features and Prices

When evaluating alternative products, focus on features offered, including malware scanning, real-time protection, privacy management, customer support, and user interface ★ 1 ★ 888 ★ 590 ★ 9448 ★ .

Always compare prices, as rival offerings can vary significantly, providing improved value based on

specific pricing tiers ★ 1 ★ 888 ★ 590 ★ 9448 ★ .

### 8.3 Reading Real User Reviews

Websites, forums, and tech blogs provide platforms for honest user reviews and ratings [ [ 🗨️

**888★◇◇590★◇◇9448** . Engaging with the feedback of current users can help you glean insights about your potential choices, from ease of use to how responsive the customer support service is for handling

similar issues ★ 1 ★ 888 ★ 590 ★ 9448 ★ .

### Chapter 9: Conclusion

Navigating the pitfalls of automatic billing for subscription services like McAfee Premium can be complex and

frustrating ★ 1 ★ 888 ★ 590 ★ 9448 ★ . However, this detailed guide outlines the necessary steps to stop

further charges, addresses consumer rights, and provides methods for expediting refunds and securing consumer protection ★ 1 ★ 888 ★ 590 ★ 9448 ★ . By harnessing the knowledge presented in this

guide, users will be better equipped to manage subscriptions effectively while maintaining security

and peace of mind in their ongoing online experiences ★ 1 ★ 888 ★ 590 ★ 9448 ★ .

Ultimately, understanding

your rights in the consumer landscape can lead to a more empowered approach in managing digital

safety and online expenses ★ 1 ★ 888 ★ 590 ★ 9448 ★ .